

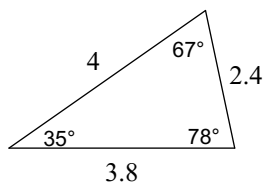
HW Semester 2 R1

1) Find the surface area of the following shapes. Round your answer to the nearest hundredth.

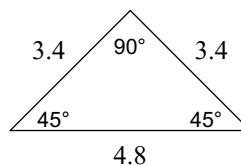
2) Find the surface area of the following shapes. Round your answer to the nearest hundredth.

Classify each triangle by its angles and sides.

3)

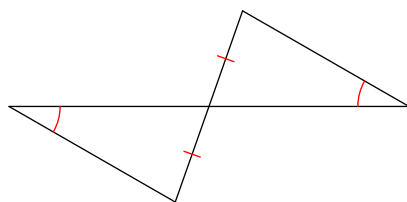


4)



State if the two triangles are congruent. Make a 2 column proof to show congruence.

5)



6)

